







Read to Write: Progression Overview Counts in Year 5

Year 5 Suggested Progressive Sequence					
A	B	C	D	E	F
Where Once We Stood	FARTHER	The Hound of the Baskervilles	The Promise	The Lost Book of Adventure	King Kong
					

Writing Outcome & Writing Purpose

Narrative: Exploration Narrative	Narrative: Setting Narrative	Narrative: Cliff hanger Narrative	Narrative: Character Narrative	Narrative: Survival Narrative	Narrative: Dilemma Narrative
Purpose: To narrate	Purpose: To narrate	Purpose: To narrate	Purpose: To narrate	Purpose: To narrate	Purpose: To narrate
Recount: Formal Report	Recount: Letter	Recount: Formal Event Report	Instructions: Newspaper Report	Explanation: Survival Guide	Discussion: Balanced Argument
Purpose: To recount	Purpose: To recount	Purpose: To inform	Purpose: To recount	Purpose: To explain	Purpose: To discuss

Grammar: Word

Build on previous year & focus on: The difference between vocabulary of informal speech and vocabulary appropriate to formal speech and writing – formal tone	Build on previous units & focus on: The difference between vocabulary of informal speech and vocabulary appropriate to formal speech and writing – formal tone	Build on previous units & focus on: The difference between vocabulary of informal speech and vocabulary appropriate to formal speech and writing – formal tone	Build on previous units & focus on: Verb prefixes re, over, dis The difference between vocabulary of informal speech and vocabulary appropriate to formal speech and writing – formal tone	Build on previous units & focus on: Use a thesaurus with confidence Verb prefixes mis, over and de Transforming nouns and adjectives into verbs	Build on previous units & focus on: The difference between vocabulary of informal speech and vocabulary appropriate to formal speech and writing – formal tone
---	--	--	---	---	--

Grammar: Sentence

Build on previous year & focus on:

Indicate degrees of possibility using modal verbs

Understand the difference between structures typical of informal speech and structures appropriate to formal speech in writing, eg the use of the passive form

Build on previous units & focus on:

Indicate degrees of possibility using modal verbs

Build on previous units & focus on:

Relative clauses beginning with who, which, where, when, whose, that or an omitted relative pronoun
Use commas to clarify meaning and avoid ambiguity
Semi-colons to separate the boundary between independent clauses

Build on previous units & focus on:

Indicate degrees of possibility using modal verbs and adverbs

Build on previous units & focus on:

Indicate degrees of possibility using adverbs.

Understand the difference between structures typical of informal speech and structures appropriate to formal speech in writing, eg the use of the passive form

Build on previous units & focus on:

Relative clauses beginning with who, which, where, when, whose, that or an omitted relative pronoun
Understand the difference between structures typical of informal speech and structures appropriate to formal speech in writing, eg the use of the passive form

Grammar: Text**Build on previous year & focus on:**

Linking ideas across paragraphs, using adverbials

Build on previous units & focus on:

Linking ideas across paragraphs, using adverbials

Build on previous units & focus on:

Linking ideas across paragraphs, using adverbials

Build on previous units & focus on:

Linking ideas across paragraphs, using adverbials

Build on previous units & focus on:

Linking ideas across paragraphs, using adverbials

Build on previous units & focus on:

Linking ideas across paragraphs, using adverbials
Use a range of devices to build cohesion, eg conjunctions

Grammar: Punctuation**Build on previous year & focus on:**

Dashes to mark boundaries between independent clauses

Build on previous units & focus on:

Commas for parenthesis
Dashes to mark boundaries between independent clauses

Build on previous units & focus on:

Use hyphens to avoid ambiguity
Semi-colons to mark boundaries between independent clauses
Colons and bullet points

Build on previous units & focus on:

Use hyphens to avoid ambiguity

Build on previous units & focus on:

Semi-colons to mark boundaries between independent clauses of equal weighting
Use hyphens to avoid ambiguity
Commas for clarity

Build on previous units & focus on:

Recap speech punctuation
Brackets for parenthesis

Terminology for Pupils

modal verb, relative pronoun, relative clause, parenthesis, bracket, dash, cohesion, ambiguity